

Safety Guidelines

Now that you have made the wise decision to purchase an AtSource Recycling baler or compactor, please be sure to read all safety guidelines found in your owner's manual before operating your new equipment.

Safety Guidelines

AtSource Recycling balers are intended to bale recyclable materials including corrugated cardboard, newspapers, and high and low density recyclable plastics. Any materials other than these common commodities should be authorized by your local distributor. Any unauthorized material baled in this machine could injure the operator as well as cause substantial damage to the baler and void the manufacture's warranty.

This baler is intended for use in an indoor-protected environment and not designed for outdoor-unprotected use. Drastic temperature changes and high moisture levels can affect the performance of this machine.

AtSource Recycling compactors are designed to reduce waste/recycling storage and pick-up expense. They also help eliminate vermin, odor problems and unsightly waste. Operation is safe and simple.

It is the responsibility of the end user to ensure proper installation of the baler, unless other arrangements have been made. All equipment must be installed in accordance with all local, state, and federal codes, and within manufacture's guidelines. Call AtSource Recycling Systems for complete installation services.

Operator Safety










The safety of the operator has been of prime importance in designing AtSource Recycling Balers. All AtSource Recycling balers and compactors are equipped with numerous safety devices to protect the operator.

With the key operated switch, equipment operation can be monitored and controlled by supervisory personnel. The switch may be locked in the off position and cannot be altered without access to the key.

On all our equipment, the platen will not start moving unless both doors, loading and unloading, are closed and secured. This prevents access to the loading chamber, protecting the operator from potential injury. Any attempt to open the loading door after the baling or compacting cycle has been engaged will stop the platen.

It is the employer's responsibility to take appropriate action to insure all employees and operating personnel understand and adhere to all safe operating procedures. In the event that the operator of this baler is unable to read in English, it is the employer's responsibility to translate these instructions either verbally or in writing so that the operator fully understands the operation of this baler.

All employees and qualified operating personnel must completely understand the following procedures for safe operation of the baler.

-  Never enter the chamber. Do not put hands or feet in or near the chamber when the machine is in operation. Always disconnect power before servicing machine and place a sign on baler stating “UNDER REPAIR DO NOT USE”.
-  No one under the age of 18 may operate this equipment. No one under 16 may load material into this unit. Failure to abide may violate federal law.
-  Install equipment to meet all OSHA and ANSI safety requirements.
**Do not bale any volatile or combustible materials in your equipment.*
-  Any attempts to process unauthorized materials such as glass, concrete, steel, wood, tanks, or containers could cause serious injury and damage to the baler or compactor.
-  Stand clear of the equipment while in operation and when ejecting bales from vertical balers. Keep working area clean and dry with no obstructions. Do not stack things on equipment.
-  Safety shields, access panels, and all safety switches and devices shall be maintained to function at all times to protect personnel and meet safety standards.
-  Avoid all contact with hydraulic fluid. If injury results from contact with fluid consult a doctor immediately. Do not operate baler if hydraulic fluid is leaking in any area.
-  Inspect hydraulic hoses, fittings and electrical connections before cycling equipment. Do not use if repairs are needed.
-  Repair work should be done by trained service personnel. Contact distributor or manufacturer for instructions on how to proceed when repairs are needed.

Maintenance Safety

1. Whenever service or work is performed on your equipment please follow the Lock-Out/Tag-Out procedure. Make sure that each of the following steps are taken.
2. Disconnect all electrical power to the baler or compactor.
3. Place a lock on the power source and place a warning tag that reads, “UNDER REPAIR DO NOT USE” on the power source and on the baler or compactor.
4. Always double check to confirm that the unit has no power by testing for voltage on the control panel with a voltmeter.
5. Remove all hydraulic stored energy in the hydraulic circuit by manually shifting the solenoid valve. Press in on the center ends of valve.
6. When the job is complete, be sure everyone is out of danger before removing the lock and tags.
7. Reconnect all electrical power to the baler or compactor.



AtSource Recycling Systems Corp.
Call: 1.877.927.8324

Supporting the Platen

Before entering the baler chamber for service, be sure that the platen is securely supported. At minimum, use two wooden 4" by 4" beams in good condition. Cut each beam to fit snug in each rear corner of the chamber.

Never climb on the sides of baler. Use a ladder or platform if the area you need to service cannot be reached from ground level.